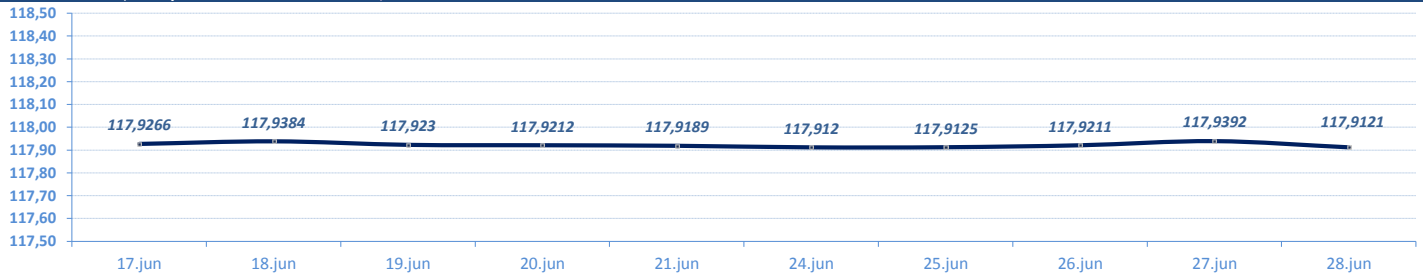


VESTI / NEWS

- **SREDNJI KURS EUR/RSD**: Dinar neznatno ojačao u odnosu na evro, srednji kurs 117,9121. Obim međubankarske trgovine evrom na dan 27. jun do 12:30h iznosio je 21 miliona evra. NBS intervenisala na međubankarskom tržištu kupovinom 15 miliona evra (od početka godine ukupno prodala 130 miliona evra i kupila 1.025 miliona evra).
- **BEOGRADSKA BERZA**: Ineksi zabeležili rast vrednosti, BELEX15 viši za 0,83 odsto, BELEXine za 0,37 odsto. Promet manji u odnosu na prethodni dan, na regulisanom tržištu najviše trgovano akcijama Metalca, Komercijalne banke, Messer Tehnogasa, NIS-a i Alfa plama.

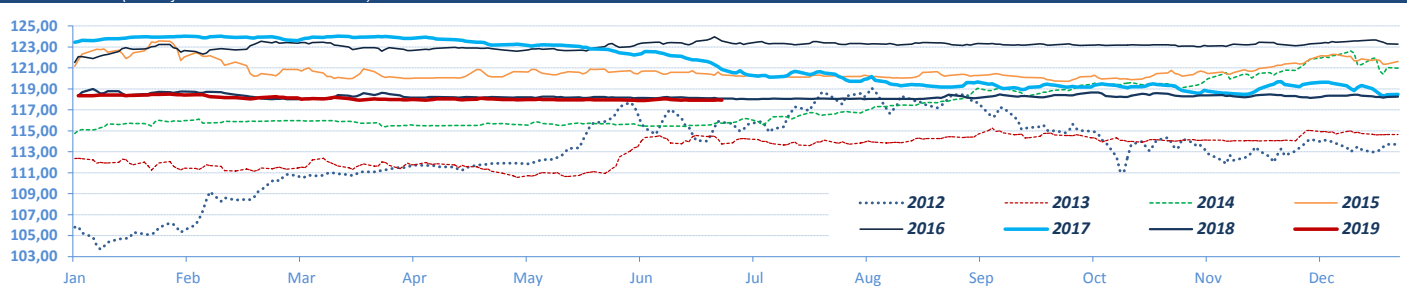
DEVIZNO TRŽIŠTE / FX MARKET

EUR / RSD (Srednji kurs / Official Middle Rate) ► 10 dana / 10 days

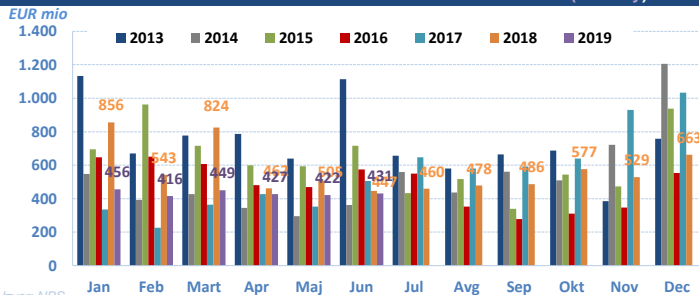


Izvor/Source: NBS

EUR / RSD (Srednji kurs/ Official middle rate) ► Jan -

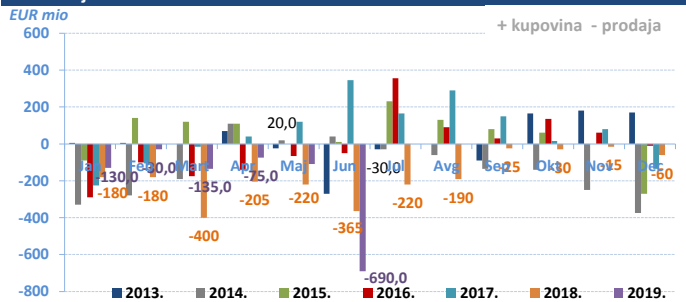


Promet na međubankarskom tržištu / Volumes on FX Interbank market (eur only)

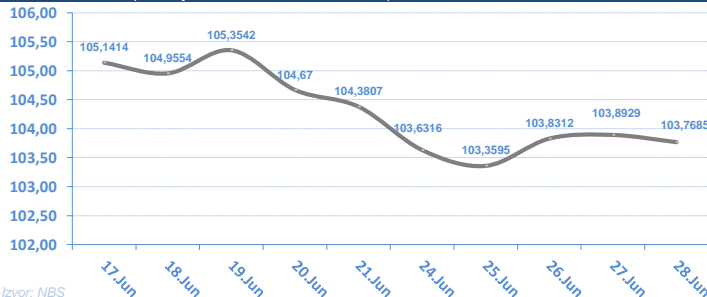


Izvor: NBS

Intervencije NBS na deviznom tržištu / NBS Interventions on FX interbank market

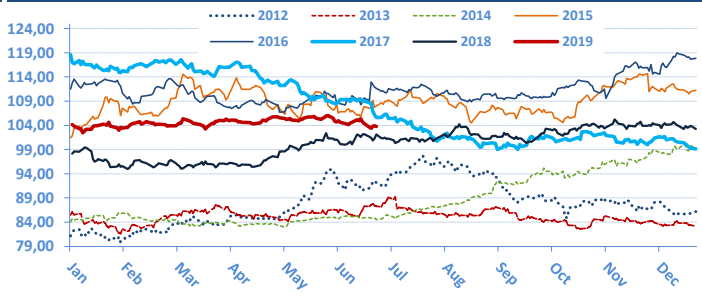


USD / RSD (Srednji kurs / Official middle rate) ► 10 dana / 10 days



Izvor: NBS

► Jan -



Monthly change	EUR/RSD	%	USD/RSD	%	Yearly change	EUR/RSD	%	USD/RSD	%
03.06.19	117,9288	-0,03%	105,4914	-0,08%	28.06.19	117,9121	-0,36%	103,7685	5,74%
03.05.19	117,9626	-0,01%	105,5783	0,57%	03.01.19	118,3439	0,00%	104,1851	6,16%
01.04.19	117,9759	-0,13%	104,9794	1,06%	03.01.18	118,3431	-4,14%	98,1367	-17,25%
01.03.19	118,1291	-0,25%	103,8772	0,32%	04.01.17	123,4512	1,59%	118,6004	6,34%
01.02.19	118,4266	0,07%	103,5469	-0,61%	04.01.16	121,5145	0,30%	111,5324	9,90%
03.01.19	118,3439	0,10%	104,1851	0,14%	05.01.15	121,1543	5,58%	101,4863	20,72%
03.12.18	118,2313	-0,06%	104,0402	-0,27%	03.01.14	114,7559	2,14%	84,0641	-1,67%
01.11.18	118,2984	-0,07%	104,3196	2,19%	03.01.13	112,3495	6,20%	85,4889	5,32%
01.10.18	118,3868	0,19%	102,0840	0,29%	04.01.12	105,7880	-0,21%	81,1693	2,16%
03.09.18	118,1567	0,08%	101,7890	0,71%	04.01.11	106,0156	10,47%	79,4541	18,48%
01.08.18	118,0618	0,04%	101,0717	-0,27%	04.01.10	95,9679	7,17%	67,0635	4,25%
02.07.18	118,0142	-0,12%	101,3432	0,06%	05.01.09	89,5436	12,27%	64,3273	18,68%
01.06.18	118,1616		101,2785		03.01.08	79,7577		54,2016	

EUR / USD

► 10 dana / 10 days



EUR / USD



EUR / CHF

► 10 dana / 10 days



EUR / CHF



Izvor / Source: Reuters

28.06.2019 08:39:06

EUR / XX

Valutni par / CCY pair	Kupovni/BID	Prodajni/ASK
EUR/USD	1,1368	1,1372
EUR/JPY	122,4900	122,5400
EUR/GBP	0,8969	0,8973
EUR/CHF	1,1086	1,1087
EUR/DKK	7,4638	7,4643
EUR/NOK	9,6771	9,6791
EUR/SEK	10,5425	10,5455
EUR/CAD	1,4884	1,4889
EUR/AUD	1,6209	1,6212
EUR/HUF	323,7500	324,1000
EUR/CZK	25,4330	25,4400
EUR/PLN	4,2517	4,2529
EUR/HRK	7,3938	7,3987
EUR/RUB	71,7766	71,8006
EUR/NZD	1,6955	1,6960

USD / XX

Valutni par / CCY pair	Kupovni/BID	Prodajni/ASK
USD/EUR	0,8794	0,8794
USD/JPY	107,7300	107,7600
USD/GBP	0,7888	0,7891
USD/CHF	0,9748	0,9752
USD/DKK	6,5641	6,5651
USD/NOK	8,5103	8,5133
USD/SEK	9,2714	9,2744
USD/CAD	1,3092	1,3093
USD/AUD	1,4255	1,4259
USD/HUF	284,7000	285,1500
USD/CZK	22,3660	22,3760
USD/SKK	21,5460	21,6000
USD/PLN	3,7396	3,7401
USD/HRK	6,5025	6,5075
USD/RUB	63,1400	63,1490
USD/NZD	1,4910	1,4919

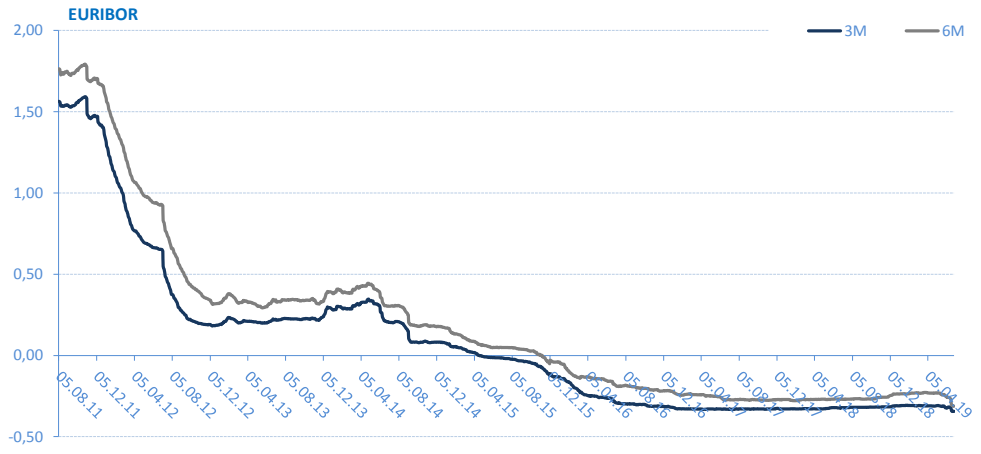
* Međunarodno devizno međubankarsko tržište / International FX Interbank Market

Izvor / Source: Reuters

EURIBOR

SW	-0,403
1M	-0,391
3M	-0,344
6M	-0,313
1Y	-0,213

* Izvor: Reuters; Objavljeno prethodnog radnog dana



Kamatne stope Centralnih Banaka

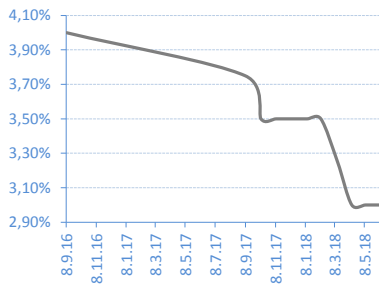
Interest rates of Central banks

CB	Kamatna stopa/Interest rate
USD	2,50
EUR	0,00
GBP	0,75
CAD	1,75
AUD	1,25
JPY	0,10

* Izvor: Reuters; Objavljeno prethodnog radnog dana

REFERENTNA KAMATNA STOPA NBS / NBS Key Policy Rates

Date	Rate	Change (%)
08.06.18	3,00%	0,00%
10.05.18	3,00%	0,00%
12.04.18	3,00%	-7,69%
14.03.18	3,25%	-7,14%
08.02.18	3,50%	0,00%
11.01.18	3,50%	0,00%
07.12.17	3,50%	0,00%
09.11.17	3,50%	0,00%
09.10.17	3,50%	-6,67%
07.09.17	3,75%	



* Izvor/ Source : NBS

BEONIA

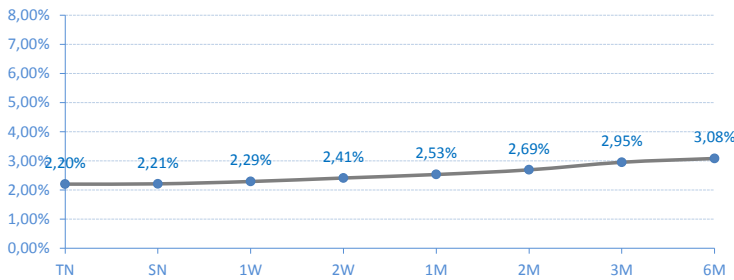
Date	Rate	Change (%)
27.06.19	1,85%	1,09%
25.06.19	1,83%	-1,08%
24.06.19	1,85%	-0,54%
21.06.19	1,86%	0,00%
20.06.19	1,86%	-0,53%
19.06.19	1,87%	0,00%
18.06.19	1,87%	1,63%
17.06.19	1,84%	-0,54%
14.06.19	1,85%	0,00%
13.06.19	1,85%	



* Izvor/ Source : Reuters; Objavljeno prethodnog radnog dana / Published on previous working day

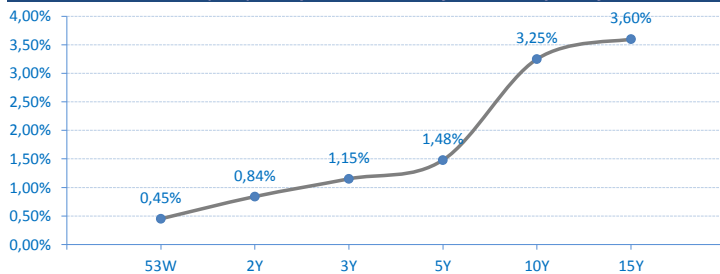
Kamatne stope/Prinos na tržištu / Market Interest Rates

Belibor



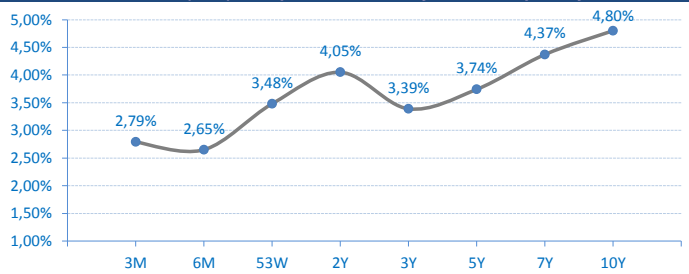
Državne HOV Republike Srbije u Evrima - prinosi sa poslednje aukcije

Government bonds (EUR) of Republic of Serbia - yield on last primary auction



Državne HOV Republike Srbije u Dinarima - prinosi sa poslednje aukcije

Government bonds (RSD) of Republic of Serbia - yield on last primary auction



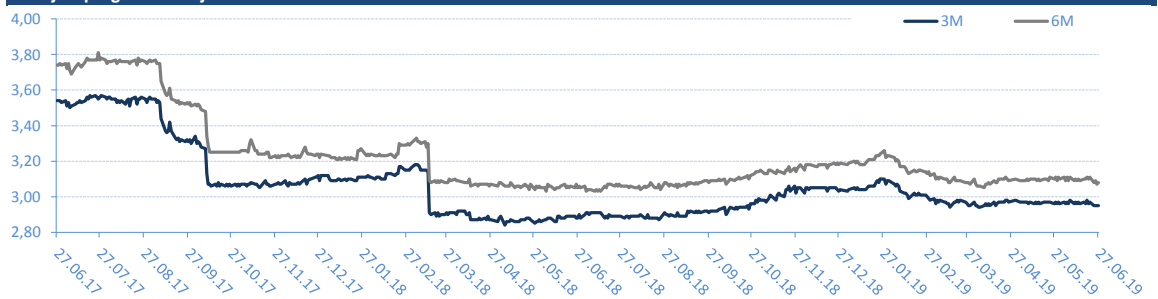
BELIBOR

Trenutne stope / Current rates

TN	2,20%
SN	2,21%
1W	2,29%
2W	2,41%
1M	2,53%
2M	2,69%
3M	2,95%
6M	3,08%

* Izvor/ Source : Reuters; Objavljeno prethodnog radnog dana / Published on previous working day

Istorijski pregled kretanja 6M i 3M Belibor-a / Historical overview of 6M and 3M Belibor rates



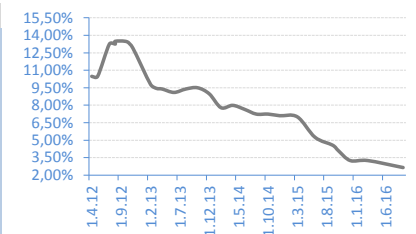
T-BILLS 3M - RSD

Date	Rate	Realisation
14.01.16	2,79%	100,00%
05.11.15	2,94%	100,00%
15.10.15	3,00%	92,18%
06.08.15	4,40%	96,26%
16.07.15	4,79%	98,47%
07.05.15	5,63%	92,92%
16.04.15	6,45%	100,00%
05.02.15	6,95%	45,05%



T-BILLS 6M - RSD

Date	Rate	Realisation
01.09.16	2,65%	23,03%
03.03.16	3,25%	96,46%
03.12.15	3,25%	97,22%
08.10.15	4,09%	100,00%
03.09.15	4,57%	87,90%
04.06.15	5,25%	93,30%
05.03.15	7,00%	21,33%
04.12.14	7,10%	100,00%



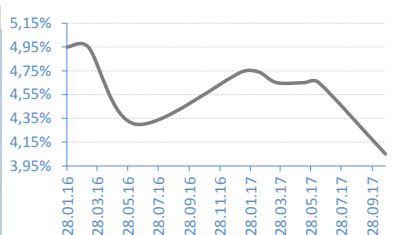
T-BILLS 53W - RSD

Date	Rate	Realisation
06.02.17	3,48%	17,91%
21.12.16	3,49%	32,22%
15.11.16	3,57%	45,64%
28.09.16	3,58%	52,92%
27.07.16	3,59%	49,07%
07.06.16	4,01%	78,06%
15.03.16	4,01%	16,73%
02.02.16	4,09%	63,42%



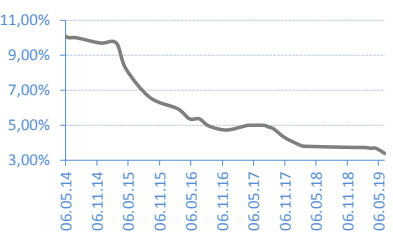
G-BONDS 2Y - RSD

Date	Rate	Realisation
24.10.17	4,05%	116,30%
13.06.17	4,65%	51,56%
16.05.17	4,65%	43,95%
21.03.17	4,65%	100,00%
13.02.17	4,74%	78,80%
10.01.17	4,74%	23,25%
13.06.16	4,30%	95,67%
10.03.16	4,95%	56,41%



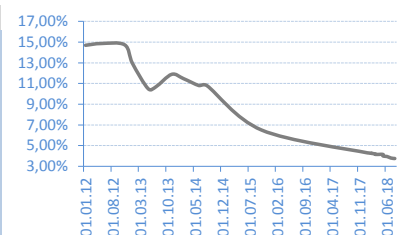
G-BONDS 3Y - RSD

Date	Rate	Realisation
11.06.19	3,39%	62,60%
23.04.19	3,68%	88,70%
19.03.19	3,69%	112,71%
20.02.19	3,73%	120,53%
15.01.19	3,73%	60,94%
28.02.18	3,80%	100,00%
30.01.18	3,88%	34,77%
06.11.17	4,29%	97,97%



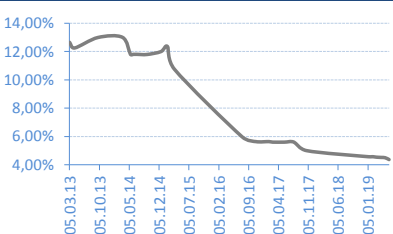
G-BONDS 5Y - RSD

Date	Rate	Realisation
11.09.18	3,74%	98,60%
14.08.18	3,75%	65,62%
17.07.18	3,80%	40,58%
05.06.18	3,95%	35,67%
22.05.18	3,99%	26,18%
08.05.18	4,15%	97,00%
24.04.18	4,15%	52,31%
10.04.18	4,15%	32,63%



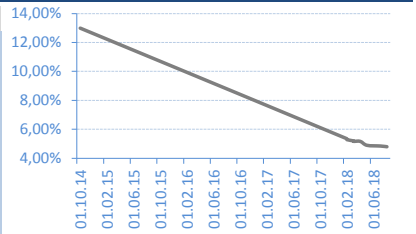
G-BONDS 7Y - RSD

Date	Rate	Realisation
04.06.19	4,37%	267,04%
07.05.19	4,50%	134,27%
10.04.19	4,52%	75,42%
05.03.19	4,54%	58,46%
12.02.19	4,57%	34,68%
30.01.19	4,57%	30,41%
09.01.19	4,57%	52,59%
23.10.17	5,00%	100,00%



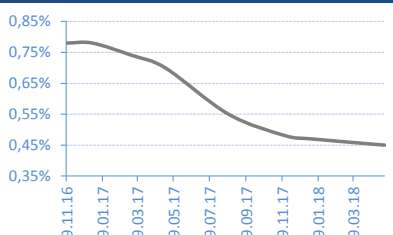
G-BONDS 10Y - RSD

Date	Rate	Realisation
07.08.18	4,80%	26,87%
10.07.18	4,85%	36,97%
15.05.18	4,90%	96,72%
03.04.18	5,17%	26,55%
20.03.18	5,17%	83,61%
06.03.18	5,20%	203,57%



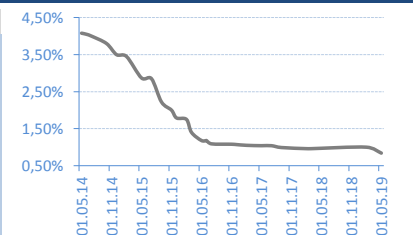
T-BILLS 53W - EUR

Date	Rate	Realisation
21.05.18	0,45%	100,00%
18.01.18	0,47%	98,00%
05.12.17	0,48%	100,00%
30.08.17	0,55%	50,00%
15.05.17	0,70%	91,30%
20.03.17	0,74%	60,00%
12.01.17	0,78%	46,20%
29.11.16	0,78%	100,00%



G-BONDS 2Y - EUR

Date	Rate	Realisation
27.05.19	0,84%	148,40%
19.02.19	1,00%	142,00%
22.03.18	0,96%	25,62%
01.02.18	0,96%	52,00%
14.09.17	0,99%	53,60%
12.07.17	1,04%	16,80%
23.05.17	1,04%	99,00%
14.02.17	1,05%	95,35%



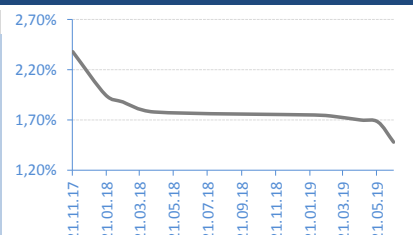
G-BONDS 3Y - EUR

Date	Rate	Realisation
18.06.19	1,15%	59,14%
12.03.19	1,23%	50,04%
23.01.19	1,25%	32,10%
20.04.18	1,20%	35,96%
28.03.18	1,24%	99,29%
02.02.18	1,29%	100,00%
21.12.17	1,49%	100,00%
20.11.17	1,75%	49,70%



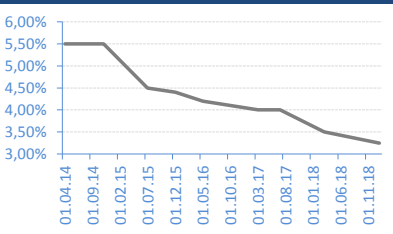
G-BONDS 5Y - EUR

Date	Rate	Realisation
20.06.19	1,48%	47,86%
23.05.19	1,68%	77,32%
22.04.19	1,70%	19,90%
27.02.19	1,74%	37,84%
29.01.19	1,75%	41,25%
16.04.18	1,78%	52,41%
19.02.18	1,88%	79,99%
19.01.18	1,95%	80,28%



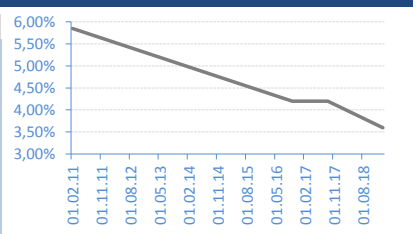
G-BONDS 10Y - EUR

Date	Rate	Realisation
16.01.19	3,25%	139,40%
26.03.18	3,50%	86,85%
13.07.17	4,00%	42,95%
15.03.17	4,00%	65,60%
25.05.16	4,20%	96,00%
04.12.15	4,40%	100,00%
28.07.15	4,50%	76,77%
19.11.14	5,50%	100,00%



G-BONDS 15Y - EUR

Date	Rate	Realisation
06.02.19	3,60%	100,00%
06.09.17	4,20%	70,13%
19.10.16	4,20%	100,00%



AKCIJE / Shares - REGULISANO TRŽIŠTE / REGULATED MARKET

Najtrgovanije HOV / Most Active

	Symbol	Closing price	% Change	Open	Max	Min	No of Trades	Volume	Volume RSD
Metalac a.d. Gornji Milanovac	MTLC	2.000	0,25%	2.000	2.000	2.000	5	1.088	2.176.000
Komercijalna banka a.d. Beograd	KMBN	2.944	3,15%	2.940	2.950	2.940	11	555	1.634.073
Messer Tehnogas a.d. Beograd	TGAS	11.500	0,00%	11.500	11.500	11.500	3	64	736.000
NIS a.d. Novi Sad	NIIS	688	0,29%	681	689	681	38	962	662.043
Alfa plam a.d. Vranje	ALFA	31.500	0,00%	31.500	31.500	31.500	1	8	252.000

Dobitnici / Gainers

	Symbol	Closing price	% Change	Open	Max	Min	No of Trades	Volume	Volume RSD
Komercijalna banka a.d. Beograd	KMBN	2.944	3,15%	2.940	2.950	2.940	11	555	1.634.073
Energoprojekt industrija a.d. Beograd	EPIN	2.740	1,48%	2.740	2.740	2.740	1	38	104.120
Aerodrom Nikola Tesla a.d. Beograd	AERO	810	0,62%	805	810	805	12	12	9.670
NIS a.d. Novi Sad	NIIS	688	0,29%	681	689	681	38	962	662.043
Metalac a.d. Gornji Milanovac	MTLC	2.000	0,25%	2.000	2.000	2.000	5	1.088	2.176.000

Gubitnici / Decliners

	Symbol	Closing price	% Change	Open	Max	Min	No of Trades	Volume	Volume RSD
Dunav osiguranje a.d. Beograd	DNOS	1.723	-4,28%	1.723	1.723	1.723	2	25	43.075

AKCIJE / SHARES - MTP

Najtrgovanije HOV / Most Active

	Symbol	Closing price	% Change	Bid (Volume)	Ask (Volume)	No of Trades	Volume	Volume RSD
Vatroservis a.d. Novi Sad	VTSR	799	0,00%	799	799	799	1	22
Vital a.d. Vrbas	VITL	700	0,00%	700	700	700	1	15

Dobitnici / Gainers

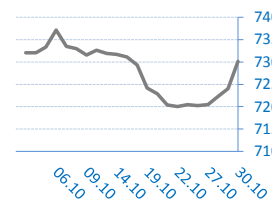
	Symbol	Closing price	% Change	Bid (Volume)	Ask (Volume)	No of Trades	Volume	Volume RSD
--	--------	---------------	----------	--------------	--------------	--------------	--------	------------

Gubitnici / Decliners

	Symbol	Closing price	% Change	Bid (Volume)	Ask (Volume)	No of Trades	Volume	Volume RSD
--	--------	---------------	----------	--------------	--------------	--------------	--------	------------

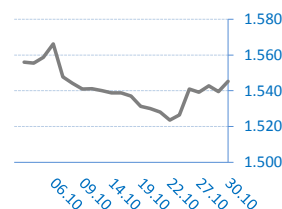
BELEX15

Vrednost / Value	730,09
Promena / Change	6,03
%	0,83%



BELEXline

Vrednost / Value	1.545,25
Promena / Change	5,74
%	0,00%



Kontakti / Contacts:

Srđan Tomašević

srđjan.tomasevic@erstebank.rs
Trgovanje / Trading
011/220 9116

Aleksandar Zarić

aleksandar.zaric@erstebank.rs
Prodaja / Sales
011/220 9198

Aleksandra Parčetić

aleksandra.parcetic@erstebank.rs
Brokersko poslovanje / Brokerage
011/220 9159

Vladimir Vulević

vladimir.vulevic@erstebank.rs
Podrška i Razvoj / Support and Development
011 / 201 50 50

Nenad Đurović

nenad.djurovic@erstebank.rs
Trgovanje / Trading
011/ 220 9115

Dušan Stević

dusan.stevic@erstebank.rs
Prodaja / Sales
011/220 9118

Danijela Stojanović

danijela.stojanovic@erstebank.rs
Prodaja / Sales
011/ 220 9132

Marija Đorđević

marija.djordjevic@erstebank.rs
Brokersko poslovanje / Brokerage
011/220 9110

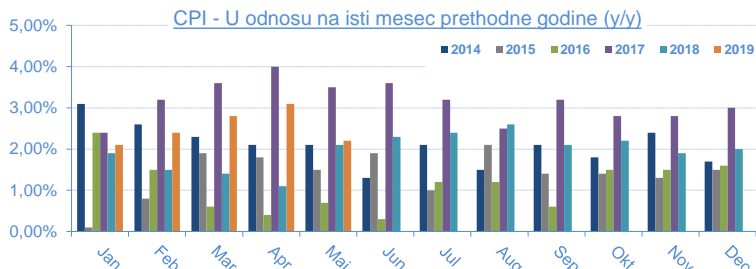
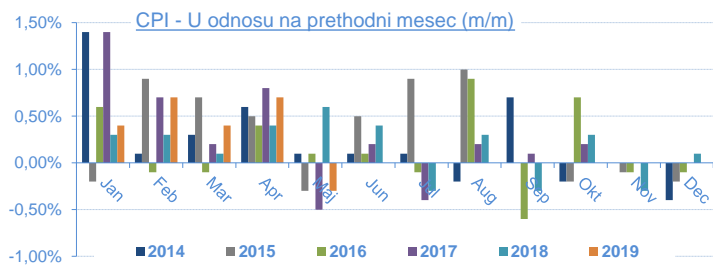
Izveštaj sačinio / Prepared by: Sektor sredstava / Treasury division

Informacije i cene iz ovog pregleda dobijene su iz izvora za koje verujemo da su pouzdani ali ne garantujemo njihovu tačnost i potpunost. Navedene informacije su važeće samo u trenutku njihovog sastavljanja a objavljuju se u ciju opšteg informisanja, pri čemu ne predstavljaju bilo kakav oblik investicionog saveta niti preporuke za investiranje niti na bilo koji način obavezuju Erste Bank ad Novi Sad u pogledu odgovornosti za štetu nastalu upotrebom informacija iz ovog pregleda.

The information and prices in this review are obtained from sources that we believe are reliable, but we do not guarantee their accuracy and completeness. The mentioned information is valid only at the time of their compilation and are published in the general information, whereby they do not represent any form of investment advice or recommendations for investing or in any way obligate Erste Bank ad Novi Sad in respect of liability for damages arising from the use of information referred to in of this review.

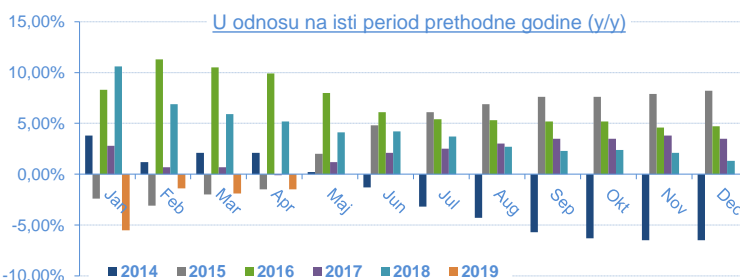
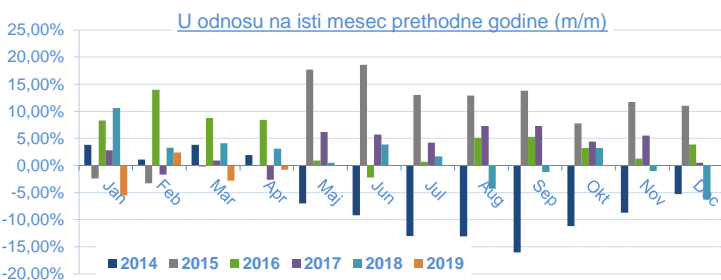
Indeks potrošačkih cena (Consumer Price Index - CPI) / 2018

	Jan	Feb	Mar	Apr	Maj	Jun	Jul	Aug	Sep	Okt	Nov	Dec
U odnosu na prethodni mesec (m/m)	0,40%	0,70%	0,40%	0,70%	-0,30%							
U odnosu na isti mesec 2018. (y/y)	2,10%	2,40%	2,80%	3,10%	2,20%							
U odnosu na decembar 2018.		1,10%	1,50%	2,30%	2,00%							
Datum objavljivanja / Published date	22.02.19	12.03.19	12.04.19	13.05.19	12.06.19							



INDUSTRIJSKA PROIZVODNJA / Industrial production / 2019

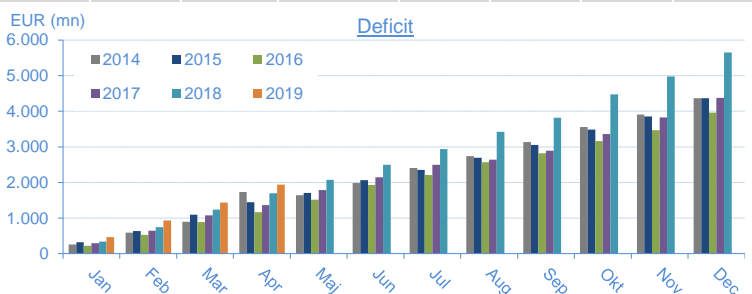
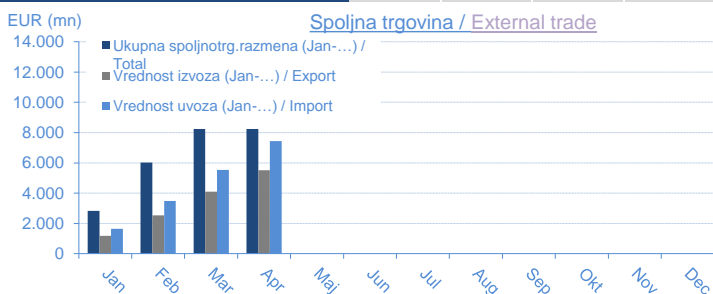
	Jan	Feb	Mar	Apr	Maj	Jun	Jul	Aug	Sep	Okt	Nov	Dec
U odnosu na isti mesec 2018 (m/m)	-5,50%	2,40%	-2,80%	-0,80%								
U odnosu na isti period 2018 (jan-...) (y/y)	-5,50%	-1,40%	-1,90%	-1,50%								
U odnosu na prosek 2018	-12,20%	-7,40%	2,30%	-4,40%								
Datum objavljivanja / Published date	28.02.19	29.03.19	30.04.19	31.05.19								



SPOLJNOTRGOVINSKA ROBNA RAZMENA / External Trade / 2019

* u eur mln

Mesec/Month	Jan	Feb	Mar	Apr	Maj	Jun	Jul	Aug	Sep	Okt	Nov	Dec
Ukupna spoljnotrg.razmena (Jan-...) / Total	2.840,40	6.015,80	9.626,40	12.958,60								
Promena / Yearly change	7,80%	9,80%	8,10%	8,30%								
Vrednost izvoza (Jan-...) / Export	1.186,90	2.539,90	4.092,80	5.510,50								
Promena / Yearly change	3,00%	7,10%	6,90%	7,30%								
Vrednost uvoza (Jan-...) / Import	1.653,50	3.475,90	5.533,60	7.448,10								
Promena / Yearly change	11,50%	11,70%	9,00%	9,00%								
Deficit (jan-...)	466,70	936,00	1.440,80	1.937,70								
Promena / Yearly change	40,90%	26,50%	15,60%	14,20%								
Pokrivenost uvoza izvozom (Export/Import ratio)	71,80%	73,10%	74,00%	74,00%								
Datum objavljivanja / Published date	12.03.19	29.03.19	30.04.19	31.05.19								



BUDŽETSKI BALANS / Budget balance

* u rsd mln

Budžetski balans u 2018.	32.183,97
January 2019	23.620,61
February 2019	-1.429,81
March 2019	-6.363,12
April 2019	-10.322,94
May 2019	
June 2019	
July 2019	
August 2019	
September 2019	
October 2019	
November 2019	
December 2019	
Budžetski balans u 2019. / Total 2019	5.504,74
Planirani deficit u 2019. / Planned	-3.344,12
Ostvarenje plana / Realisation	
Datum ažuriranja / Published date	04.06.19

